

Cooper Lighting Solutions Photometric Lab  
1121 Highway 74 South  
Peachtree City, GA 30269

Cooper Lighting Solutions Photometric Lab  
1121 Highway 74 South  
Peachtree City, GA 30269

Scaled data based on original data using  
LM-79-2024 Approved Method: Electrical and Photometric Measurements of Solid-  
State Lighting Products

Test Report Prepared for  
Cooper Lighting Solutions

Brand: STREETWORKS

Report Number: P1457414

Luminaire Tested: GLAN-SB1D-935-U-T4LG

Issue Date: 05/20/2026

**Test Information**

Test Method: LM-79-2024  
Report Number: P1457414  
Test Lab: INNOVATION CENTER(G1)  
Issue Date: 5/22/2026  
Manufacturer: COOPER LIGHTING SOLUTIONS  
Product Line: STREETWORKS  
Catalog Number: GLAN-SB1D-935-U-T4LG  
Description: GALLEON II AREA AND ROADWAY HIGH DENSITY LUMINAIRE 900mA 1xLight Square  
PACKAGE 90CRI 3500K FIXTURE w/ TYPE IV LOW GLARE  
Light Source: (26) 3500K CCT, 90 CRI LEDS  
Ballast/Driver: ELECTRONIC DRIVER

**Summary**

Lumens per Lamp: N/A  
Luminaire Lumens: 6934.9 lumens  
Efficiency: N/A  
Efficacy: 87.1 lumens/watt  
Luminous Opening: Rectangular (W 0.5' x L: 0.5' x H: 0')  
IES Classification: Type IV - Short  
BUG Rating: B1 - U0 - G1

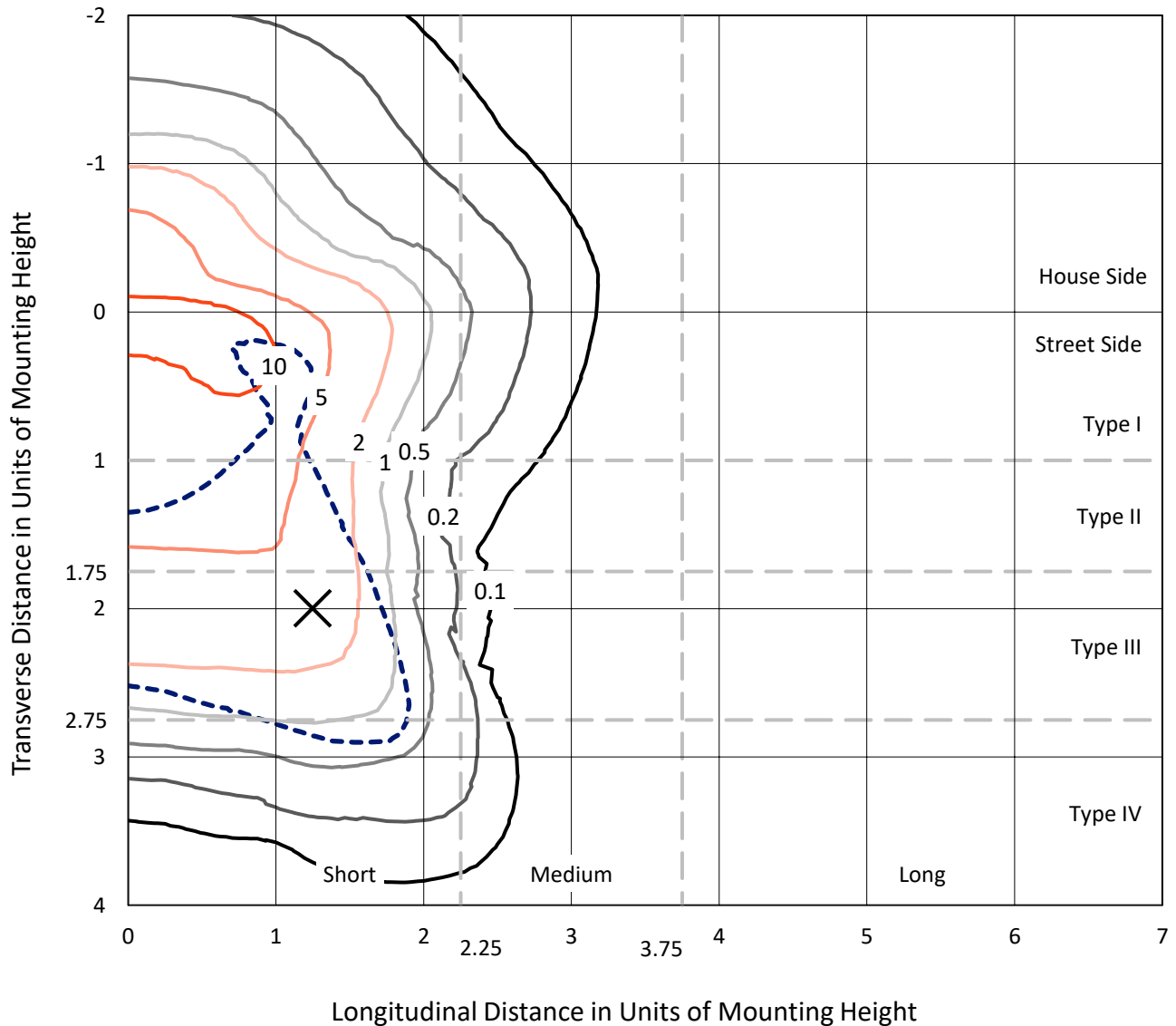
Input Watts (W): 79.6  
Input Voltage (V): 120  
Input Current (Ain): NR  
Voltage Rise (V): NR  
Power Factor: 0.97  
Total Harmonic Distortion (THDi): NR  
Frequency (hertz): 60  
Stabilization Time: NR  
Operation Time: NR  
Ambient Temperature (°C): NR  
Test Distance: 28.75 FT

REPORT NUMBER: P1457414

CATALOG NUMBER: GLAN-SB1D-935-U-T4LG

### Iso-Footcandle Lines of Horizontal Illumination

✕ Max cd  
 - - - 1/2 Max cd

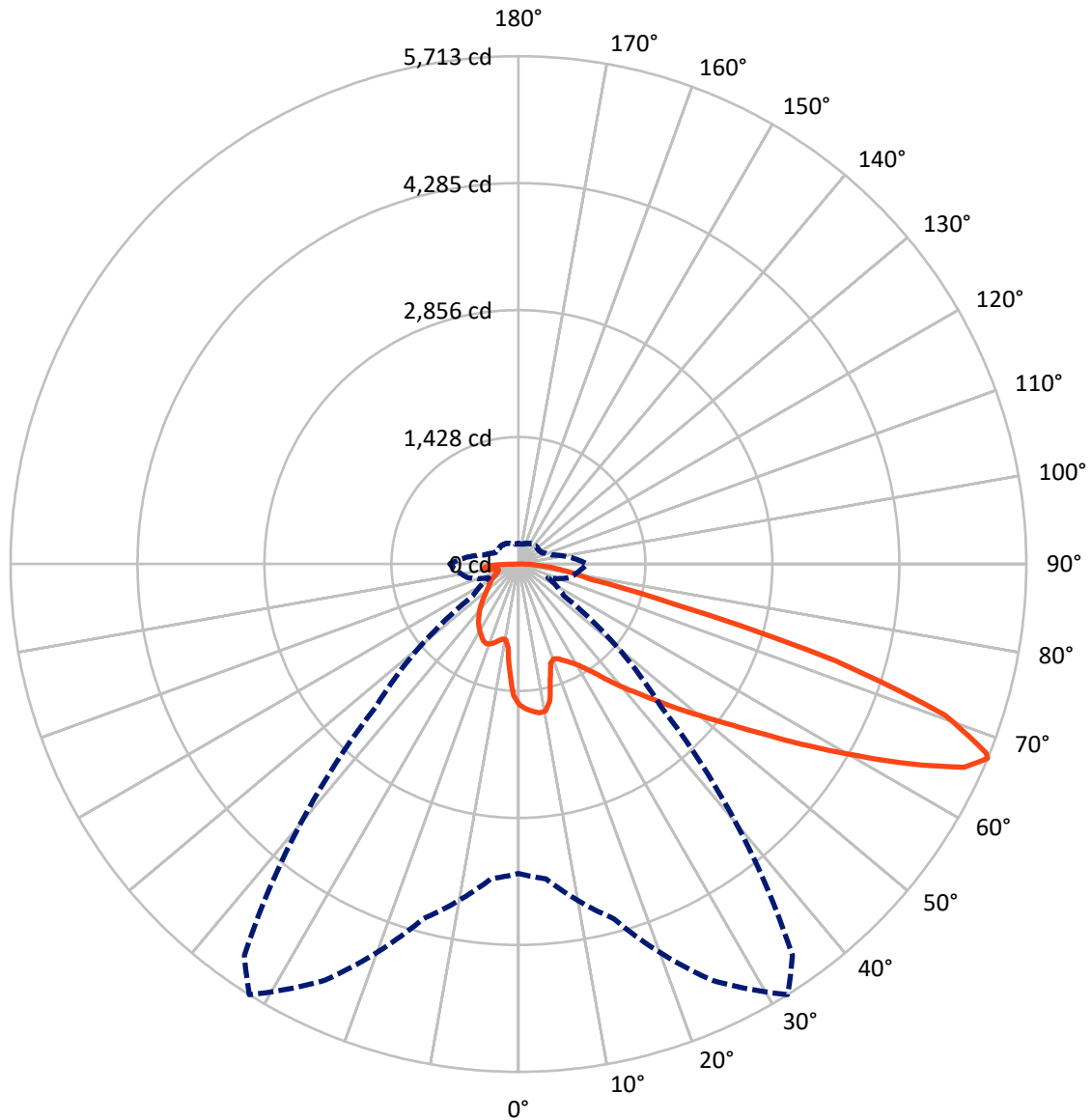


Based on 10 foot mounting height. Maximum calculated value = 17.1 fc  
 Type IV - Short - N/A

REPORT NUMBER: P1457414

CATALOG NUMBER: GLAN-SB1D-935-U-T4LG

### Luminous Intensity Polar Plot



— Vertical Plane Through 32-Deg Lateral      - - - Horizontal Cone Through 67-Deg Vertical

REPORT NUMBER: P1457414

CATALOG NUMBER: GLAN-SB1D-935-U-T4LG

**FLUX DISTRIBUTION:**

		Downward	Upward	Total
<b>House Side</b>	Lumens	1641.8	0.0	1641.8
	% Fixture	23.7	0.0	23.7
<b>Street Side</b>	Lumens	5293.1	0.0	5293.1
	% Fixture	76.3	0.0	76.3
<b>Total</b>	Lumens	6934.9	0.0	6934.9
	% Fixture	100.0	0.0	100.0

**Coefficient of Utilization**

**ZONAL LUMENS:**

Zone	Lumens	% Fixture
0°-10°	138.4	2.0
10°-20°	367.6	5.3
20°-30°	600.3	8.7
30°-40°	884.8	12.8
40°-50°	1220.1	17.6
50°-60°	1541.4	22.2
60°-70°	1491.8	21.5
70°-80°	532.4	7.7
80°-90°	158.1	2.3
90°-100°	0.0	0.0
100°-110°	0.0	0.0
110°-120°	0.0	0.0
120°-130°	0.0	0.0
130°-140°	0.0	0.0
140°-150°	0.0	0.0
150°-160°	0.0	0.0
160°-170°	0.0	0.0
170°-180°	0.0	0.0
0°-90°	6934.9	100.0
0°-180°	6934.9	100.0



REPORT NUMBER: P1457414

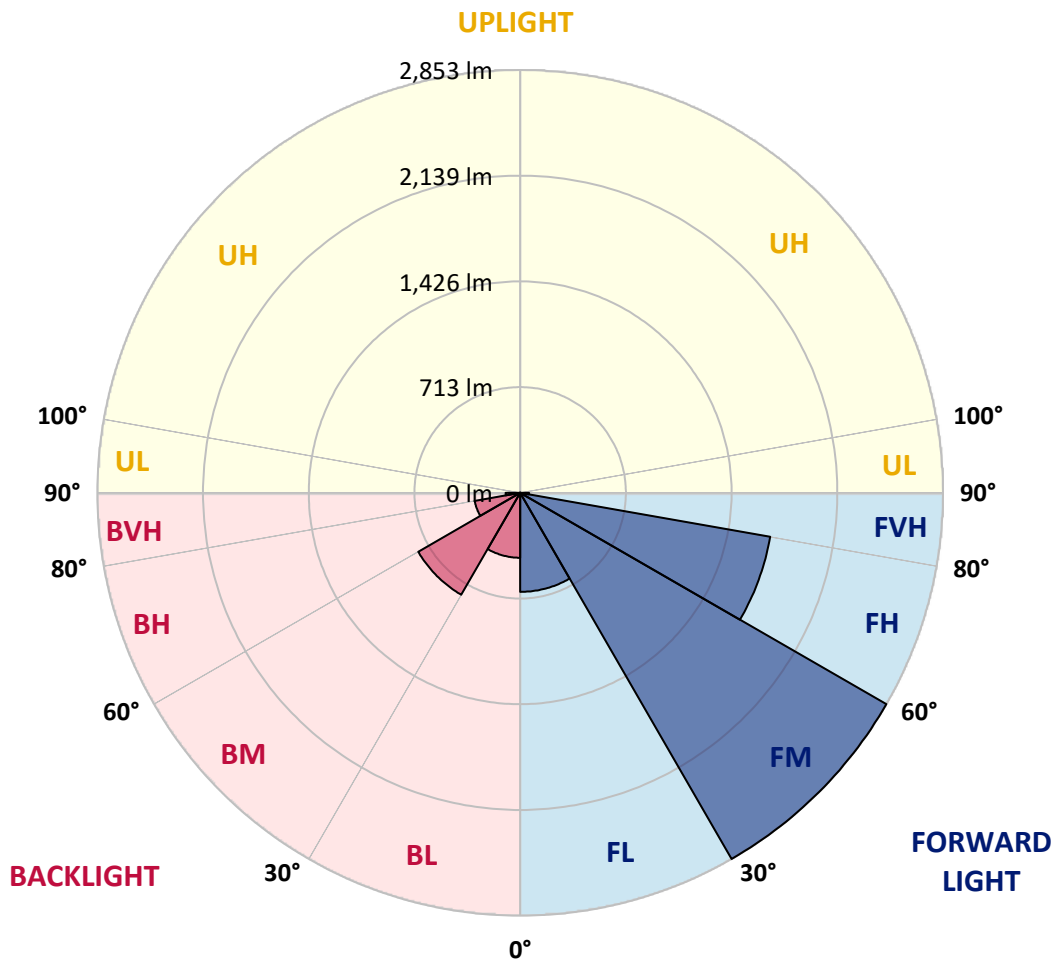
CATALOG NUMBER: GLAN-SB1D-935-U-T4LG

**LUMINAIRE CLASSIFICATION SYSTEM LUMEN TABLE AND BUG RATING:**

Zone		Lumens	% Fixture	Zone Rating/Lumen Limit		
				B	U	G
FL	(0°-30°)	668.2	9.6			
FM	(30°-60°)	2852.5	41.1			
FH	(60°-80°)	1712.8	24.7			G1/1800
FVH	(80°-90°)	59.6	0.9			G1/100
BL	(0°-30°)	438.1	6.3	B1/500		
BM	(30°-60°)	793.7	11.4	B1/1000		
BH	(60°-80°)	311.4	4.5	B1/500		G1/500
BVH	(80°-90°)	98.5	1.4			G1/100
UL	(90°-100°)	0.0	0.0		U0/0	
UH	(100°-180°)	0.0	0.0		U0/0	

**BUG Rating: B1-U0-G1**

Type IV Short





REPORT NUMBER: P1457414

CATALOG NUMBER: GLAN-SB1D-935-U-T4LG

**CANDELA DISTRIBUTION (FULL):**

	0°	5°	15°	25°	32°	35°	45°	55°	65°	75°	85°
0°	1584.5	1584.5	1584.5	1584.5	1584.5	1584.5	1584.5	1584.5	1584.5	1584.5	1584.5
2.5°	1644.5	1639.9	1635.3	1638.4	1632.2	1630.7	1623.0	1619.9	1610.7	1609.1	1592.2
5°	1678.4	1669.2	1667.6	1670.7	1664.5	1664.5	1658.4	1653.8	1639.9	1632.2	1607.6
7.5°	1678.4	1676.9	1679.9	1690.7	1692.3	1692.3	1692.3	1693.8	1679.9	1669.2	1630.7
10°	1582.9	1567.5	1601.4	1655.3	1681.5	1696.9	1724.6	1741.5	1730.8	1723.1	1670.7
12.5°	1298.1	1299.6	1353.5	1469.0	1573.7	1618.4	1733.8	1795.4	1800.1	1787.7	1721.5
15°	1101.0	1108.7	1136.4	1219.5	1339.6	1405.9	1679.9	1843.2	1880.1	1867.8	1783.1
17.5°	1040.9	1045.5	1057.9	1105.6	1173.3	1227.2	1533.7	1874.0	1977.1	1961.7	1852.4
20°	1031.7	1034.8	1050.2	1090.2	1136.4	1167.2	1384.3	1849.3	2068.0	2061.8	1915.5
22.5°	1033.2	1036.3	1056.3	1111.8	1159.5	1185.7	1336.6	1792.4	2163.5	2169.6	1980.2
25°	1036.3	1037.8	1068.6	1142.5	1202.6	1234.9	1367.4	1741.5	2243.5	2295.9	2051.0
27.5°	1053.2	1057.9	1099.4	1182.6	1253.4	1290.4	1439.7	1758.5	2331.3	2439.1	2135.7
30°	1099.4	1102.5	1153.3	1239.6	1316.5	1355.0	1526.0	1826.2	2439.1	2586.9	2218.9
32.5°	1171.8	1174.9	1233.4	1322.7	1405.9	1452.1	1638.4	1955.6	2559.2	2742.4	2302.0
35°	1271.9	1273.4	1339.6	1435.1	1522.9	1575.2	1769.3	2101.9	2683.9	2874.9	2363.6
37.5°	1390.5	1401.2	1469.0	1569.1	1672.2	1720.0	1923.2	2272.8	2794.8	2987.3	2399.0
40°	1553.7	1556.8	1623.0	1720.0	1829.3	1875.5	2077.2	2434.5	2916.4	3053.5	2431.4
42.5°	1721.5	1747.7	1803.1	1910.9	1992.5	2029.5	2252.8	2582.3	3013.4	3056.5	2417.5
45°	1946.3	1966.4	2021.8	2117.3	2198.9	2242.0	2442.2	2717.8	3062.7	3030.4	2386.7
47.5°	2203.5	2215.8	2260.5	2346.7	2437.5	2468.3	2639.3	2794.8	3081.2	3011.9	2372.9
50°	2506.8	2506.8	2539.2	2613.1	2696.2	2739.3	2821.0	2841.0	3135.1	2979.6	2408.3
52.5°	2762.4	2774.8	2817.9	2922.6	3005.7	3055.0	2962.6	2911.8	3025.8	2799.4	2419.1
55°	3007.3	3021.1	3118.1	3249.0	3390.7	3444.6	3139.7	2876.4	2657.7	2536.1	2345.2
57.5°	3241.3	3270.6	3392.2	3647.8	3861.9	3857.3	3364.5	2559.2	2169.6	2245.1	2183.5
60°	3567.8	3598.6	3792.6	4114.4	4376.2	4266.9	3367.6	2129.6	1690.7	1792.4	1880.1
62.5°	3840.3	3892.7	4177.5	4713.4	4953.6	4782.7	3088.9	1630.7	1122.5	1250.3	1453.6
65°	3815.7	3885.0	4326.9	5153.8	5512.6	5354.0	2680.8	1031.7	579.0	854.6	1017.8
67°	3480.0	3555.5	4128.3	5169.2	5712.7	5374.0	2263.5	623.6	368.0	592.8	706.8
67.5°	3287.5	3398.4	4029.7	5139.9	5675.8	5289.3	2075.7	522.0	346.5	551.3	643.6
70°	2021.8	2200.4	3024.2	4544.0	5087.6	4427.0	1153.3	295.6	281.8	369.6	445.0
72.5°	608.2	662.1	1167.2	2914.9	3734.1	3281.4	518.9	227.9	252.5	297.2	343.4
75°	295.6	315.7	482.0	1191.8	1818.5	1809.3	289.5	195.6	234.1	249.5	271.0
77.5°	189.4	201.7	300.3	666.7	833.0	742.2	209.4	170.9	207.9	204.8	201.7
80°	118.6	124.7	192.5	386.5	614.4	512.8	154.0	140.1	178.6	158.6	143.2
82.5°	77.0	84.7	123.2	235.6	438.8	381.9	101.6	100.1	147.8	126.3	110.9
85°	50.8	57.0	78.5	138.6	260.2	272.5	66.2	69.3	113.9	95.5	84.7
87.5°	18.5	23.1	40.0	61.6	121.6	150.9	27.7	26.2	55.4	44.7	35.4
90°	0.0	0.0	0.0	0.0	0.0	0.0	0.0	0.0	0.0	0.0	0.0



REPORT NUMBER: P1457414

CATALOG NUMBER: GLAN-SB1D-935-U-T4LG

**CANDELA DISTRIBUTION (continued):**

	90°	95°	105°	115°	125°	135°	145°	155°	165°	175°	180°
0°	1584.5	1584.5	1584.5	1584.5	1584.5	1584.5	1584.5	1584.5	1584.5	1584.5	1584.5
2.5°	1589.1	1584.5	1562.9	1544.4	1530.6	1512.1	1492.1	1469.0	1453.6	1456.7	1452.1
5°	1596.8	1584.5	1542.9	1479.8	1418.2	1341.2	1242.6	1184.1	1139.5	1116.4	1122.5
7.5°	1613.7	1592.2	1504.4	1376.6	1216.5	1059.4	962.4	907.0	880.8	870.0	868.5
10°	1643.0	1606.0	1455.1	1216.5	1007.0	900.8	865.4	850.0	846.9	846.9	845.4
12.5°	1678.4	1619.9	1372.0	1060.9	907.0	868.5	862.3	863.8	868.5	873.1	865.4
15°	1721.5	1626.1	1268.8	967.0	886.9	877.7	886.9	897.7	905.4	911.6	903.9
17.5°	1764.6	1619.9	1171.8	922.4	890.0	902.3	920.8	937.8	942.4	951.6	945.5
20°	1795.4	1598.3	1088.7	905.4	897.7	925.4	948.5	967.0	976.2	982.4	976.2
22.5°	1818.5	1570.6	1028.6	888.5	897.7	931.6	959.3	980.9	991.6	997.8	990.1
25°	1838.5	1532.1	982.4	863.8	879.2	911.6	942.4	963.9	979.3	988.6	983.9
27.5°	1863.2	1501.3	939.3	826.9	840.7	871.5	903.9	930.1	959.3	974.7	971.6
30°	1890.9	1485.9	897.7	786.8	796.1	826.9	865.4	900.8	940.8	960.8	960.8
32.5°	1923.2	1475.2	859.2	748.4	756.1	789.9	826.9	859.2	902.3	934.7	933.1
35°	1937.1	1462.8	828.4	712.9	728.3	756.1	785.3	806.9	851.5	890.0	893.1
37.5°	1951.0	1458.2	813.0	685.2	697.5	719.1	734.5	745.3	786.8	826.9	828.4
40°	1967.9	1479.8	823.8	666.7	656.0	677.5	685.2	691.4	712.9	739.1	739.1
42.5°	1957.1	1495.2	848.4	649.8	605.2	629.8	632.9	631.3	632.9	634.4	632.9
45°	1929.4	1479.8	848.4	623.6	551.3	577.4	575.9	568.2	555.9	523.5	518.9
47.5°	1923.2	1470.5	816.1	580.5	497.4	518.9	522.0	506.6	471.2	437.3	426.5
50°	1949.4	1487.5	765.3	528.2	451.2	469.6	477.3	451.2	411.1	375.7	369.6
52.5°	1987.9	1509.0	691.4	471.2	412.7	431.2	440.4	411.1	369.6	341.8	338.8
55°	1983.3	1509.0	608.2	418.8	383.4	397.3	412.7	381.9	349.5	334.1	332.6
57.5°	1883.2	1452.1	546.6	381.9	355.7	368.0	388.0	358.8	328.0	331.1	335.7
60°	1687.6	1304.2	500.4	357.2	331.1	343.4	364.9	331.1	291.0	280.2	280.2
62.5°	1390.5	1074.8	463.5	332.6	308.0	323.4	334.1	289.5	263.3	251.0	251.0
65°	1042.5	831.5	425.0	312.6	287.9	304.9	292.6	271.0	244.8	235.6	237.1
67°	773.0	645.2	392.7	295.6	275.6	283.3	274.1	258.7	232.5	224.8	232.5
67.5°	694.5	612.8	385.0	291.0	272.5	278.7	269.5	257.2	229.4	221.7	229.4
70°	477.3	471.2	343.4	269.5	255.6	249.5	254.1	238.7	215.6	212.5	220.2
72.5°	363.4	375.7	308.0	251.0	237.1	229.4	240.2	224.8	201.7	206.3	214.0
75°	284.9	303.3	275.6	224.8	215.6	217.1	238.7	232.5	214.0	218.7	220.2
77.5°	211.0	244.8	235.6	195.6	187.9	209.4	269.5	287.9	255.6	247.9	237.1
80°	154.0	175.5	198.6	161.7	157.1	201.7	332.6	368.0	315.7	284.9	277.2
82.5°	113.9	123.2	163.2	129.3	113.9	180.2	369.6	432.7	375.7	317.2	308.0
85°	81.6	95.5	129.3	95.5	75.5	147.8	361.9	423.5	372.6	300.3	292.6
87.5°	29.3	41.6	55.4	43.1	38.5	101.6	298.7	304.9	232.5	106.2	107.8
90°	0.0	0.0	0.0	0.0	0.0	0.0	0.0	0.0	0.0	0.0	0.0

Cooper Lighting Solutions Photometric Lab  
1121 Highway 74 South  
Peachtree City, GA 30269



LM-79-2019: Approved Method: Electrical and Photometric Measurements of Solid-State Lighting Products

Report Prepared for

Cooper Lighting Solutions

McGraw-Edison

Report Number: SP1-2407-184-15

Test Date: 10/11/2024

Luminaire Tested: GSS-SB1A-935-U-5WQ

Data in this report applies to families of products including GSS-SB1A-935-U-5WQ

**Test Information**

Test Method: LM-79-2019  
 Report Number: SP1-2407-184-15  
 Test Lab: COOPER LIGHTING SOLUTIONS  
 Photometer: SP1 - 76IN SPHERE  
 Measurement Geometry: 4π  
 Issue Date: 10/15/2024  
 Manufacturer: COOPER LIGHTING SOLUTIONS  
 Product Line: McGraw-Edison  
 Catalog Number: **GSS-SB1A-935-U-5WQ**  
 Description: GALLEON II SITE SLIM 1SQ 350MA 5WQ HIGH DENSITY LIGHTSQUARE WITH 90 CRI 3500K CCT 26 LEDS

**Spectral Parameters**

CCT (K): 3455  
 CIE u': 0.2356  
 CIE v': 0.5159  
 Duv: 0.0028  
 CIE x: 0.4109  
 CIE y: 0.3999  
 CIE z: 0.1892  
 Peak Wavelength (nm): 616  
 Dominant Wavelength (nm): 579  
 Purity: 43.35383  
 Rf: 92.3  
 Rg: 98.5

CRI (Ra):	92.2		
R1:	92.0	R9:	59.8
R2:	94.4	R10:	85.8
R3:	95.6	R11:	93.2
R4:	93.2	R12:	78.0
R5:	91.4	R13:	92.5
R6:	92.5	R14:	97.0
R7:	94.5	R15:	88.4
R8:	84.2		



**Test Conditions**

Stabilization Time: 20M  
 Operation Time: 1H 20M  
 Sphere Temperature (°C): 25.2

REPORT NUMBER: SP1-2407-184-15

Measurement and Test Equipment			
Instrument	Identification Number	Calibration Date	Calibration Due Date
Photometer	IN0058	6/18/2024	12/18/2024
Power Meter	INXT2011004	2/8/2024	2/8/2025
AC Power Source	IN0063	10/24/2023	10/24/2024
DC Power Source	IN0208	10/24/2023	10/24/2024
Sphere Thermometer	IN0085	10/24/2023	10/24/2024
Room Thermometer	IN0046	10/24/2023	10/24/2024

REPORT NUMBER: SP1-2407-184-15

**CIE 1931 Chromaticity Diagram**



**CIE 1931 Chromaticity Diagram with 2017 ANSI 7-Step and 4-Step Quadrangles**



Point lies inside the ANSI 3500K 4-step quadrangle

REPORT NUMBER: SP1-2407-184-15

**Photopic Flux vs. Wavelength**



**Photopic Lumens: NR**

λ (nm)	Power W <sup>^</sup> /nm	Lumens (φ/nm)	λ (nm)	Power W <sup>^</sup> /nm	Lumens (φ/nm)	λ (nm)	Power W <sup>^</sup> /nm	Lumens (φ/nm)	λ (nm)	Power W <sup>^</sup> /nm	Lumens (φ/nm)	λ (nm)	Power W <sup>^</sup> /nm	Lumens (φ/nm)
360	0	NR	490	410	NR	620	997	NR	750	74	NR	880	1	NR
365	0	NR	495	454	NR	625	988	NR	755	64	NR	885	1	NR
370	0	NR	500	493	NR	630	973	NR	760	54	NR	890	1	NR
375	0	NR	505	530	NR	635	946	NR	765	47	NR	895	1	NR
380	0	NR	510	564	NR	640	913	NR	770	40	NR	900	1	NR
385	0	NR	515	599	NR	645	870	NR	775	34	NR	905	1	NR
390	0	NR	520	634	NR	650	826	NR	780	29	NR	910	1	NR
395	0	NR	525	664	NR	655	774	NR	785	25	NR	915	1	NR
400	2	NR	530	695	NR	660	720	NR	790	21	NR	920	1	NR
405	4	NR	535	722	NR	665	664	NR	795	18	NR	925	1	NR
410	9	NR	540	741	NR	670	605	NR	800	16	NR	930	0	NR
415	17	NR	545	762	NR	675	550	NR	805	13	NR	935	0	NR
420	32	NR	550	777	NR	680	497	NR	810	12	NR	940	0	NR
425	61	NR	555	789	NR	685	445	NR	815	10	NR	945	0	NR
430	114	NR	560	800	NR	690	398	NR	820	9	NR	950	0	NR
435	218	NR	565	813	NR	695	352	NR	825	7	NR	955	0	NR
440	427	NR	570	828	NR	700	309	NR	830	6	NR	960	0	NR
445	684	NR	575	846	NR	705	273	NR	835	5	NR	965	0	NR
450	611	NR	580	866	NR	710	237	NR	840	5	NR	970	0	NR
455	461	NR	585	888	NR	715	208	NR	845	4	NR	975	0	NR
460	427	NR	590	913	NR	720	181	NR	850	4	NR	980	0	NR
465	349	NR	595	936	NR	725	157	NR	855	3	NR	985	0	NR
470	298	NR	600	957	NR	730	136	NR	860	3	NR	990	1	NR
475	312	NR	605	976	NR	735	117	NR	865	2	NR	995	0	NR
480	335	NR	610	990	NR	740	100	NR	870	2	NR	1000	0	NR
485	367	NR	615	999	NR	745	86	NR	875	2	NR			

REPORT NUMBER: SP1-2407-184-15

**Scotopic Flux vs. Wavelength**



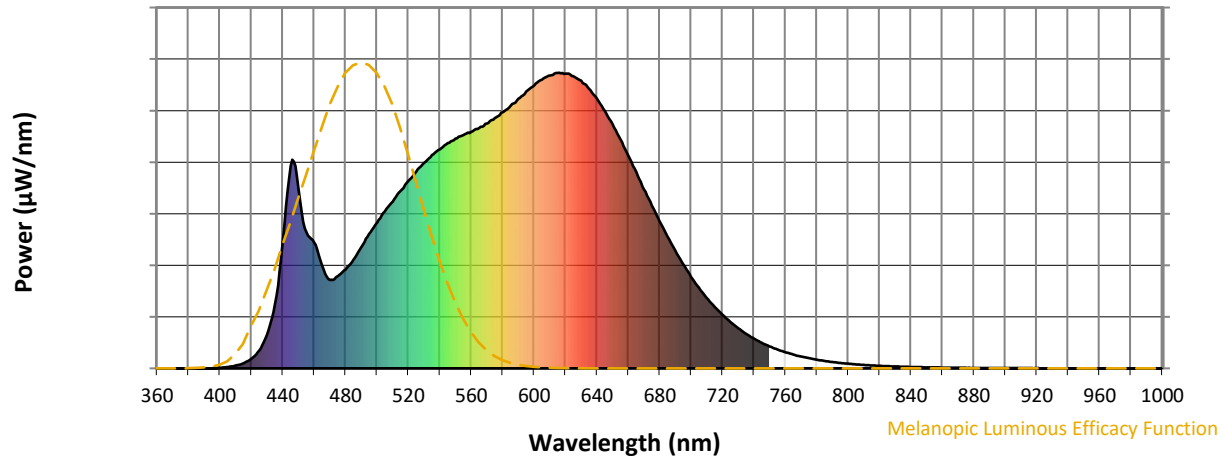
**Scotopic Lumens: NR**

**S/P: 1.58**

λ (nm)	Power W <sup>^</sup> /nm	Lumens (φ/nm)	λ (nm)	Power W <sup>^</sup> /nm	Lumens (φ/nm)	λ (nm)	Power W <sup>^</sup> /nm	Lumens (φ/nm)	λ (nm)	Power W <sup>^</sup> /nm	Lumens (φ/nm)	λ (nm)	Power W <sup>^</sup> /nm	Lumens (φ/nm)
360	0	NR	490	410	NR	620	997	NR	750	74	NR	880	1	NR
365	0	NR	495	454	NR	625	988	NR	755	64	NR	885	1	NR
370	0	NR	500	493	NR	630	973	NR	760	54	NR	890	1	NR
375	0	NR	505	530	NR	635	946	NR	765	47	NR	895	1	NR
380	0	NR	510	564	NR	640	913	NR	770	40	NR	900	1	NR
385	0	NR	515	599	NR	645	870	NR	775	34	NR	905	1	NR
390	0	NR	520	634	NR	650	826	NR	780	29	NR	910	1	NR
395	0	NR	525	664	NR	655	774	NR	785	25	NR	915	1	NR
400	2	NR	530	695	NR	660	720	NR	790	21	NR	920	1	NR
405	4	NR	535	722	NR	665	664	NR	795	18	NR	925	1	NR
410	9	NR	540	741	NR	670	605	NR	800	16	NR	930	0	NR
415	17	NR	545	762	NR	675	550	NR	805	13	NR	935	0	NR
420	32	NR	550	777	NR	680	497	NR	810	12	NR	940	0	NR
425	61	NR	555	789	NR	685	445	NR	815	10	NR	945	0	NR
430	114	NR	560	800	NR	690	398	NR	820	9	NR	950	0	NR
435	218	NR	565	813	NR	695	352	NR	825	7	NR	955	0	NR
440	427	NR	570	828	NR	700	309	NR	830	6	NR	960	0	NR
445	684	NR	575	846	NR	705	273	NR	835	5	NR	965	0	NR
450	611	NR	580	866	NR	710	237	NR	840	5	NR	970	0	NR
455	461	NR	585	888	NR	715	208	NR	845	4	NR	975	0	NR
460	427	NR	590	913	NR	720	181	NR	850	4	NR	980	0	NR
465	349	NR	595	936	NR	725	157	NR	855	3	NR	985	0	NR
470	298	NR	600	957	NR	730	136	NR	860	3	NR	990	1	NR
475	312	NR	605	976	NR	735	117	NR	865	2	NR	995	0	NR
480	335	NR	610	990	NR	740	100	NR	870	2	NR	1000	0	NR
485	367	NR	615	999	NR	745	86	NR	875	2	NR			

REPORT NUMBER: SP1-2407-184-15

**Melanopic Flux vs. Wavelength**



**Melanopic Lumens: NR**

**M/P: 3.14**

λ (nm)	Power W <sup>^</sup> /nm	Lumens (φ/nm)	λ (nm)	Power W <sup>^</sup> /nm	Lumens (φ/nm)	λ (nm)	Power W <sup>^</sup> /nm	Lumens (φ/nm)	λ (nm)	Power W <sup>^</sup> /nm	Lumens (φ/nm)	λ (nm)	Power W <sup>^</sup> /nm	Lumens (φ/nm)
360	0	NR	490	410	NR	620	997	NR	750	74	NR	880	1	NR
365	0	NR	495	454	NR	625	988	NR	755	64	NR	885	1	NR
370	0	NR	500	493	NR	630	973	NR	760	54	NR	890	1	NR
375	0	NR	505	530	NR	635	946	NR	765	47	NR	895	1	NR
380	0	NR	510	564	NR	640	913	NR	770	40	NR	900	1	NR
385	0	NR	515	599	NR	645	870	NR	775	34	NR	905	1	NR
390	0	NR	520	634	NR	650	826	NR	780	29	NR	910	1	NR
395	0	NR	525	664	NR	655	774	NR	785	25	NR	915	1	NR
400	2	NR	530	695	NR	660	720	NR	790	21	NR	920	1	NR
405	4	NR	535	722	NR	665	664	NR	795	18	NR	925	1	NR
410	9	NR	540	741	NR	670	605	NR	800	16	NR	930	0	NR
415	17	NR	545	762	NR	675	550	NR	805	13	NR	935	0	NR
420	32	NR	550	777	NR	680	497	NR	810	12	NR	940	0	NR
425	61	NR	555	789	NR	685	445	NR	815	10	NR	945	0	NR
430	114	NR	560	800	NR	690	398	NR	820	9	NR	950	0	NR
435	218	NR	565	813	NR	695	352	NR	825	7	NR	955	0	NR
440	427	NR	570	828	NR	700	309	NR	830	6	NR	960	0	NR
445	684	NR	575	846	NR	705	273	NR	835	5	NR	965	0	NR
450	611	NR	580	866	NR	710	237	NR	840	5	NR	970	0	NR
455	461	NR	585	888	NR	715	208	NR	845	4	NR	975	0	NR
460	427	NR	590	913	NR	720	181	NR	850	4	NR	980	0	NR
465	349	NR	595	936	NR	725	157	NR	855	3	NR	985	0	NR
470	298	NR	600	957	NR	730	136	NR	860	3	NR	990	1	NR
475	312	NR	605	976	NR	735	117	NR	865	2	NR	995	0	NR
480	335	NR	610	990	NR	740	100	NR	870	2	NR	1000	0	NR
485	367	NR	615	999	NR	745	86	NR	875	2	NR			

**Summary**

$R_f = 92.3$   
 $R_g = 98.5$   
 CIE  $R_a = 92.2$   
 $R_9 = 59.8$



**Color Vector Graphics**



Individual Sample Fidelity Index ( $R_{f,i}$ )

CES01 = 86	CES26 = 93	CES51 = 97	CES76 = 88
CES02 = 62	CES27 = 93	CES52 = 98	CES77 = 91
CES03 = 31	CES28 = 96	CES53 = 96	CES78 = 85
CES04 = 70	CES29 = 95	CES54 = 95	CES79 = 96
CES05 = 50	CES30 = 97	CES55 = 94	CES80 = 94
CES06 = 51	CES31 = 96	CES56 = 94	CES81 = 87
CES07 = 42	CES32 = 91	CES57 = 93	CES82 = 97
CES08 = 41	CES33 = 98	CES58 = 94	CES83 = 97
CES09 = 29	CES34 = 94	CES59 = 96	CES84 = 94
CES10 = 75	CES35 = 97	CES60 = 94	CES85 = 85
CES11 = 58	CES36 = 86	CES61 = 93	CES86 = 87
CES12 = 64	CES37 = 95	CES62 = 91	CES87 = 92
CES13 = 43	CES38 = 92	CES63 = 93	CES88 = 96
CES14 = 74	CES39 = 99	CES64 = 91	CES89 = 87
CES15 = 71	CES40 = 98	CES65 = 89	CES90 = 96
CES16 = 47	CES41 = 98	CES66 = 89	CES91 = 78
CES17 = 49	CES42 = 96	CES67 = 88	CES92 = 81
CES18 = 56	CES43 = 96	CES68 = 89	CES93 = 89
CES19 = 71	CES44 = 99	CES69 = 91	CES94 = 81
CES20 = 66	CES45 = 98	CES70 = 87	CES95 = 85
CES21 = 86	CES46 = 97	CES71 = 84	CES96 = 92
CES22 = 78	CES47 = 97	CES72 = 95	CES97 = 95
CES23 = 91	CES48 = 93	CES73 = 83	CES98 = 94
CES24 = 90	CES49 = 96	CES74 = 94	CES99 = 91
CES25 = 71	CES50 = 98	CES75 = 85	



Color Rendition by Hue-Angle Bin



Measure Comparisons



(END OF REPORT)